



# LOW & SLOW COFFEE TABLE

## Coffee Table with drawer

The Low & Slow coffee table features a solid steel base with stone insert, the brutalist design contrasting against the precision detailing. With alternating steel and stone sides, this little guy has a big personality.

RA | collab

# LOW & SLOW COFFEE TABLE



## STONE INSERT OPTIONS

---


STONE  
OPTIONS:



TUNDRA  
GREY



TRAVERTINE  
CLASSIC GREY



VIOLA

## STEEL FRAME OPTIONS

---

METAL  
FINISHES:




BRONZE  
PATINA



BLACK  
PATINA

POWDER  
COAT  
COLOURS:



RIVERGUM  
BIEGE




DUNE



MAGROVE



TEXTURED  
CORETON



TERRAIN



BLACK


RAFTED & MANUFACTURED IN AUSTRALIA •  
RA COLLAB  
WITH DROF  
DESIGN & APEX  
STONE

RA | collab


# LOW & SLOW COFFEE TABLE



## TECH SPECS



TOP



FRONT / SIDE

**Dimensions:** 900 W x 900 D x 270 H

Custom sizes available on request.

**Materials:** Steel base with stone insert

**Lead time:** 10-12 weeks. Lead times may vary during peak periods

**Suitability:** Indoor only

To make an enquiry or order please email:

[collab@residentavenue.com.au](mailto:collab@residentavenue.com.au)



# LOW & SLOW COFFEE TABLE



## CARE & MAINTENANCE

### STONE:

Natural stone is known for its unique aesthetic and character. Stone is naturally a porous material, making it susceptible to staining as it has an increased absorbency. It is essential that no liquids are left to sit on any stone top as it will penetrate the stone and cause staining. Wipe up spills immediately with a damp cloth. Clean regularly with warm soapy water, using a small amount of crème cleaner with a soft sponge or cloth for stubborn stains. Acidic liquids (orange juice, wine etc) should be avoided as they react with natural stone and can deteriorate the finish.

### POWDER COAT METAL:

We recommend regularly wiping down the metal with a damp soft cloth to remove particles which can cause the surface to wear. Avoid any contact with liquid, heat and direct sunlight. We recommend soapy water to wipe down the surface.

### BLACKENED STEEL:

Blackened steel can oxidize over time and will provide a beautiful changing patina. Each table is unique & will show a range of variations. For cleaning please use a soft cloth & mild detergent.

### BRASS:

Being a natural product, be aware that the brass will age in time but that is the beauty of a natural material. For cleaning please use a soft cloth and mild detergent.



# LOW & SLOW COFFEE TABLE



## WARRANTY

- Period of 3 years for the structural integrity of the furniture under 'normal use'.
- Chipping and scratches on powder coated metal due to wear and tear are not warranted.
- Metal pieces that are not specific to outdoor use that are exposed to the elements are not warranted.
- Raw metals oxidise and tarnish over time and are not considered faults of manufacturing.
- All materials sourced by external and independent suppliers that have unique and specific warranty details that can be obtained as required on request.
- Broken, missing or ceased attachments like leveling feet, rubber stoppers and felt pads are not warranted.
- Natural materials like solid and veneer timbers can vary in colour, natural figuration and texture. These are not considered faults.
- Movement, joint separation, bowing as a result of fluctuations in temperature and any damage caused by direct sunlight are not warranted.
- Day to day use and wear & tear that can cause scratches, expansion, colour changes, chips, burns, splits are not warranted.
- Painted and stained timber can chip, this is not warranted and considered as wear and tear through use of the item.

